

BK9061 Installation

Recommended for Indoor Installation only.

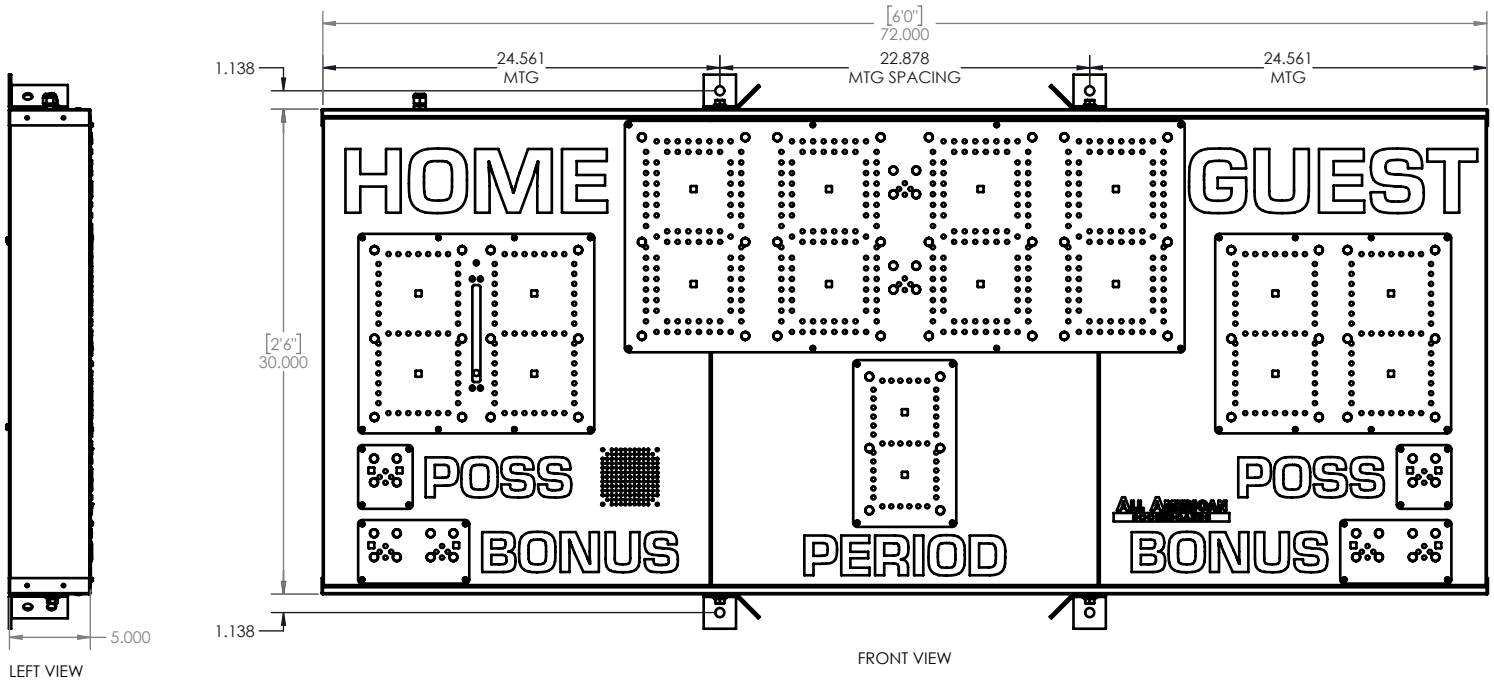
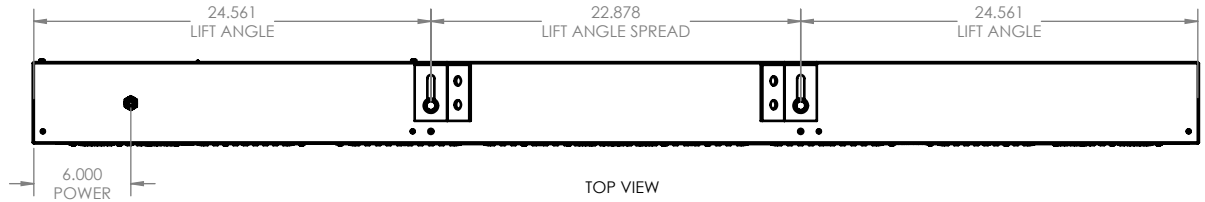
ALL AMERICAN

SCOREBOARDS

Scoreboard MUST be mounted in at least 4 points. See MTG SPACING for distance between mounting holes.

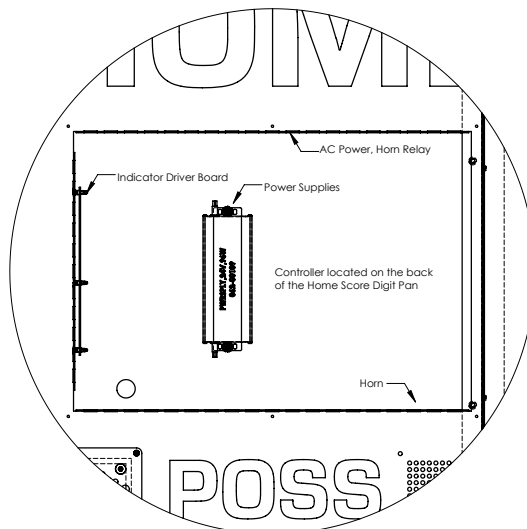
Using lifting angle, lift scoreboard to desired location and bolt to wall or structure. Because wall types and structure may vary, type of bolt cannot be recommended nor supplied by All American Scoreboards. Refer to scoreboard weight and wall type before determining installation method. All American Scoreboards (AAS) and/or Everbrite, LLC shall not be held liable for improper installation.

AAS recommends the scoreboard be installed by a licensed contractor, and must meet all local and national building codes. AAS recommends using a boom, forklift, or crane of suitable size to use in installation.



SCOREBOARD SPECIFICATIONS

- OVERALL DIMENSIONS OF SIGN:
HEIGHT: 2' 3"
WIDTH: 6'-0"
DEPTH: 5"
EST. WEIGHT: 66.866 LBS
- AREA OF SIGN: 12
- POWER SUPPLY: (1) 24V/96W POWER SUPPLY
INPUT: 1.3A @ 100-270VAC, 6' 120VAC POWER CORD INCLUDED
- (1) 20 AMP CIRCUIT, 60Hz UL 48 & NEC COMPLIANT
- SIGN IS TO BE MANUFACTURED TO UL 48 SPECIFICATIONS.
- MAXIMUM DESIGN WINDLOAD: 35 PSF
- SIGN WILL BE SERVICEABLE BY REMOVING THE HOME SCORE FACE TO ACCESS ELECTRICAL COMPONENTS.



WITH DIGIT PANEL REMOVED FOR CLARITY

rev. 7/9/2024