

QTY	Ref	Item Number	Description
8'	1	025-00046	WIRE,PVC 18AWG 300V TWSTD,O/P
8'	2	025-00099	WIRE,PVC 18AWG 300V TWSTD.
38.5'	3	025-00057	WIRE,TWSTD,18AWG,O/V BLK/JACKET
128.5'	4	W100134P	CABLE,1/8/2 R/B GRK JKT 105C
10	C1	030-00109	Plug, 8PIN, 5.08mm,BLK/ORG
15	C2	030-00104	Plug, 2PIN, 2.08mm,BLK/ORG
6	C3	030-00107	Plug, 4PIN, 5.08mm, BLK/ORG
1	P1	062-00189	PWRSPLY,24V,96W
12"	5	800118	WIRE,PVC 18AWG 300VSTR VIOLET
128	-	030-00112	BULK,FERRULE,75/14MM WHIT


Cable specification [length (cable reference)]

030-00109



Pin 1

030-00104

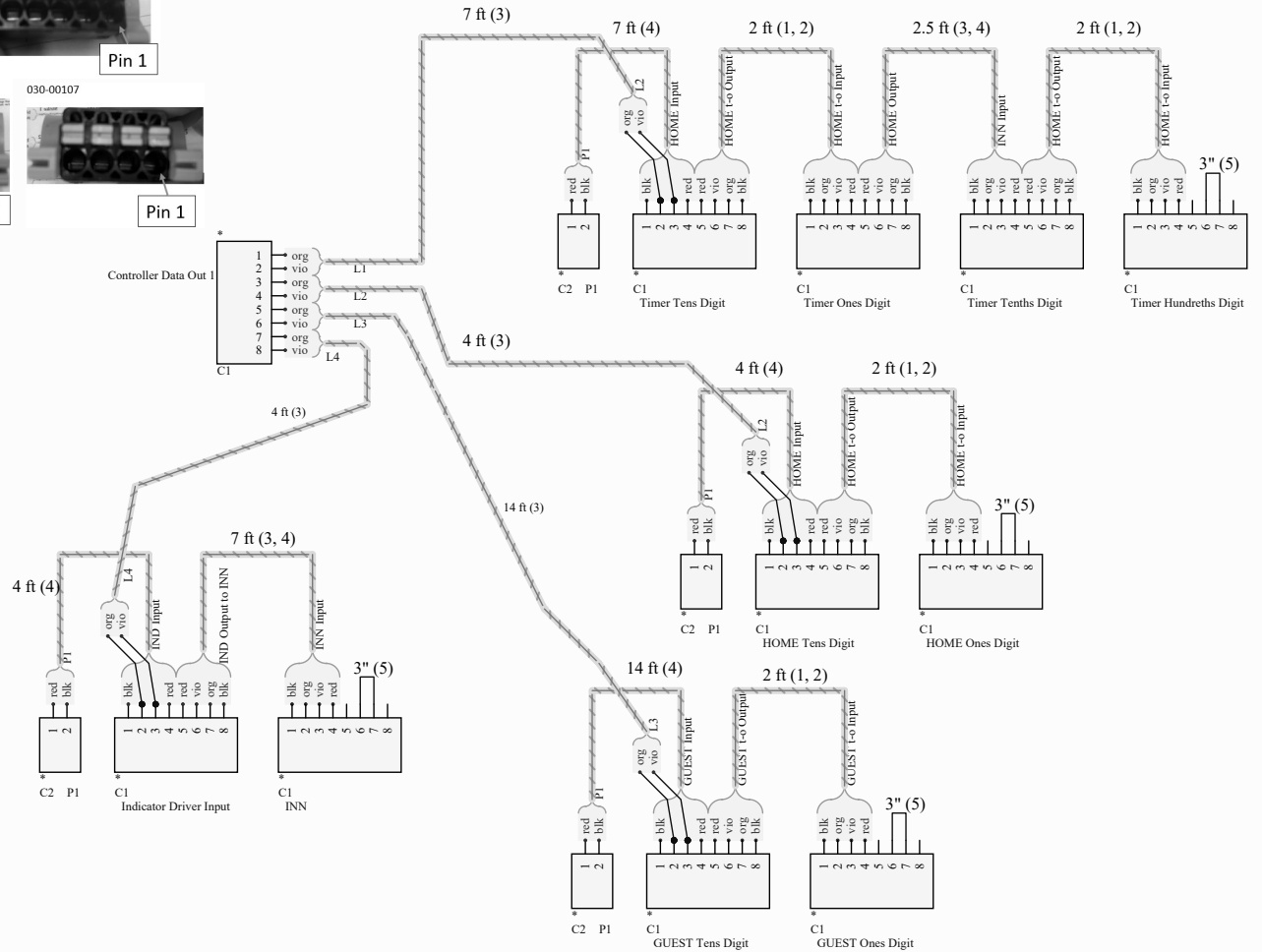
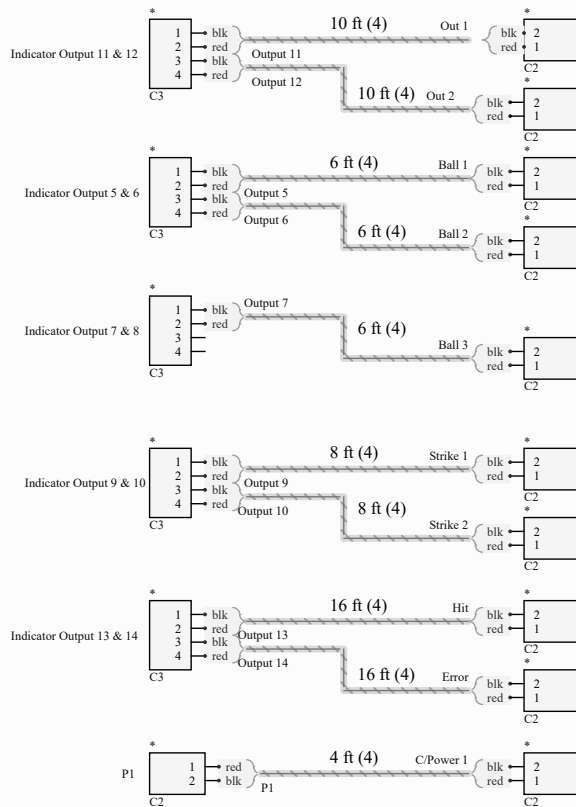


Pin 1

030-00107



Pin 1



Revision Control
A. Add cable length

- Instructions
1. Cut the cable (refer to the reference number) to length. Label each end.
 2. Crimp ferrule, 030-00112 to the ends of each cable wire.
 3. Insert wire into connectors (C1, C2, C3) according to pinout.

Title
BA9144 Harnesses

ALL AMERICAN
SCOREBOARDS®