

QTY	Ref	Item Number	Description
8'	1	025-00046	WIRE,PVC 18AWG 300V TWSTD,O/P
10'	2	025-00099	WIRE,PVC 18AWG 300V TWSTD,
40'	3	025-00057	WIRE,TWSTD,18AWG,O/V BLK/JACKT
85'	4	W100134P	CABLE,1/8" R/B GRAY JKT 105C
12	C1	030-00109	Plug, 8PIN, 5.08mm,BLK/ORG
14	C2	030-00104	Plug, 2PIN, 2.08mm,BLK/ORG
4	C3	030-00107	Plug, 4PIN, 5.08mm, BLK/ORG
1	P1	062-00189	PWRSPLY,24V,96W
1	P2	062-00189	PWRSPLY,24V,96W
1'	5	800118	WIRE,PVC 18AWG 300VSTR VIOLET
122	-	030-00112	BULK,FERRULE,.75/14MM WHT
2	-	030-00113	TWIN,FERRULE,.75/19MM WHT


Cable specification [length (cable reference)]

030-00109



Pin 1

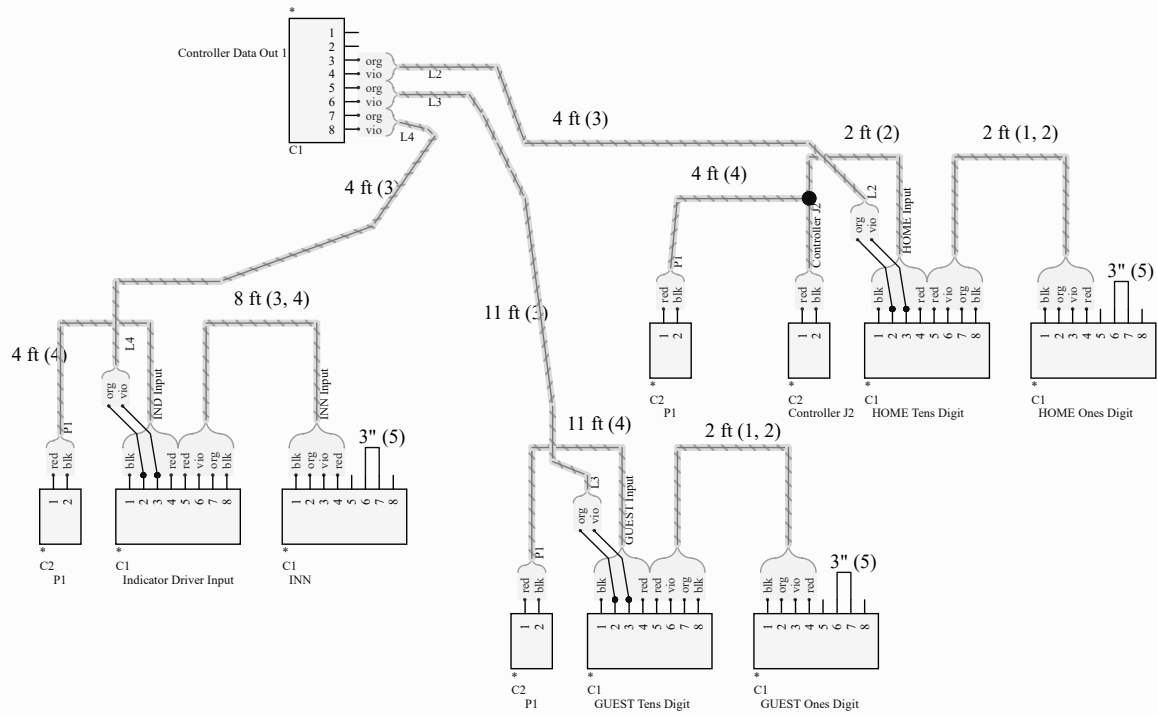
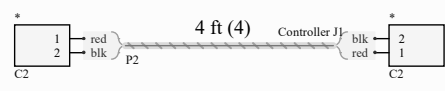
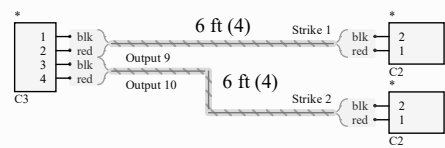
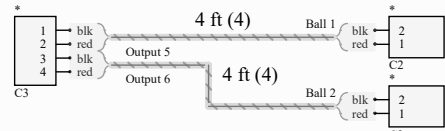
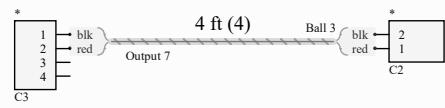
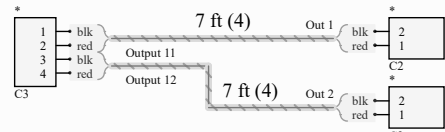
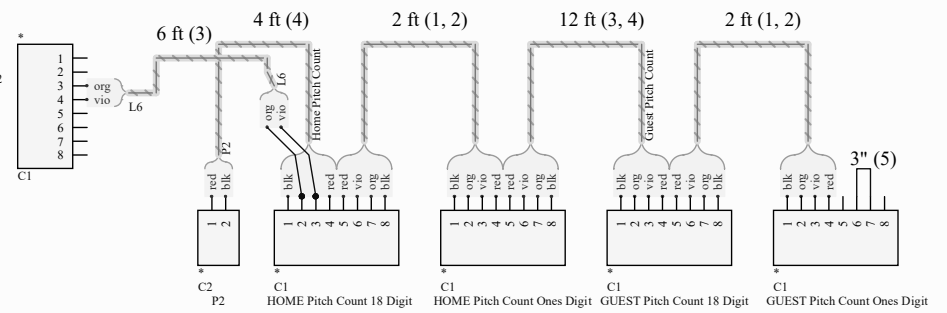
030-00104



Pin 1



Pin 1



Instructions  
 1. Cut the cable (refer to the reference number) to length. Label each end.  
 2. Crimp ferrule, 030-00112 to the ends of each cable wire.  
 3. Crimp ferrule, 030-00113 to specified wires.  
 4. Insert wire into connectors (C1, C2, and C3) according to pinout.

Revision Control  
 A. Pinout correction  
 B. Cable length correction

Title BA9081X4PC2 Harnesses

